


JEEP V-8 TBI INSTALLATION



◀ FIG. 1

V-8 engine with carburetor components removed for installation of TBI kit.





FIG. 2 ▶

Adapter plate for 2BBL TBI to V-8 Jeep 2BBL intake.

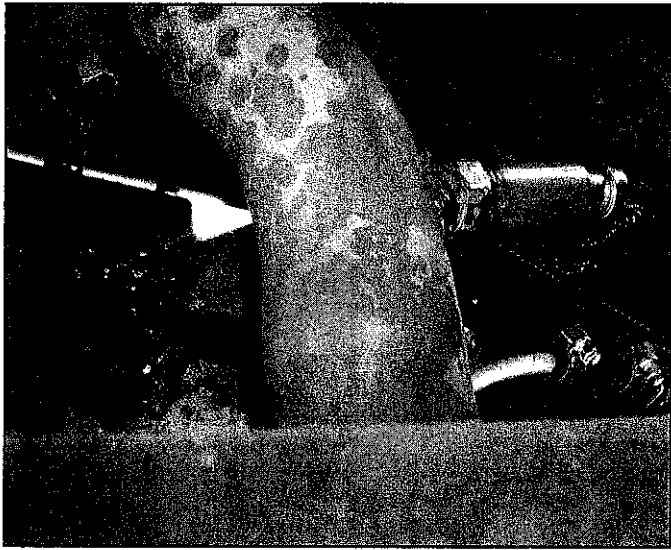


◀ FIG. 3

Weld in bung for oxygen sensor.
18mm thread.

HOWELL

ENGINE DEVELOPMENTS, INC.




◀ FIG. 4

Oxygen sensor mounted on bung, welded into exhaust pipe near exhaust manifold.


FIG. 5 ▶

Assembled electric fuel pump and fuel filter.




◀ FIG. 6

Assembled electric fuel pump and fuel filter mounted to frame rail.



HOWELL

ENGINE DEVELOPMENTS, INC.





◀ FIG. 7

Throttle linkage connected to ball on throttle lever plate.

FIG. 8 ▶

10" air filter assembly available from K & N or GM Parts.



◀ FIG. 9

Wiring harness passing through firewall, showing 1 1/2" hole, grommet, and mounting of fuel pump relay and power fuses.

FIG. 10 ➤

Coolant sensor mounted in
2BBL V8 intake manifold

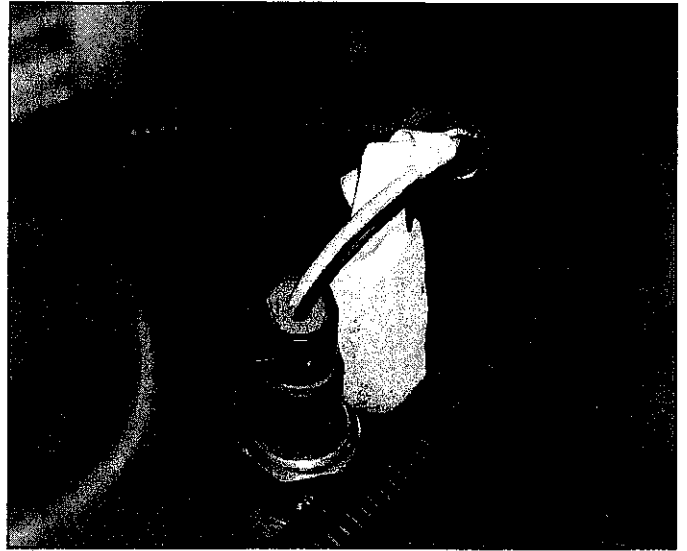


FIG. 11 ➤

Vehicle speed sensor adapted to
speedometer cable drive
out of transfer case.



HOWELL

ENGINE DEVELOPMENTS, INC.

Phone: (810) 765-5100

Fax: (810) 765-1503

6201 Industrial Way • Marine City, MI 48039