

GMC MOTORHOME TBI INSTALLATION

FIG. 1 Holley adaptor plate that converts 4-barrel Q-jet intake manifold to mount 2-barrel TBI unit.





FIG. 2 Oxygen sensor mounted 3-4" from exhaust manifold flange.

FIG. 3 Fuel pump mounted to second crossmember ahead of fuel tanks. Fuel filter is on opposite side of crossmember.




FIG. 4 TBI mounted on engine, showing air cleaner spacer, throttle and cruise control cables connected.





FIG. 5 Hole drilled below passenger seat to route harness to ECM in underseat compartment. Fuel pump relay and fuses also visible against rear bulkhead.

FIG. 6 ECM, fuse block and diagnostic connector mounted to 10" x 10" plywood that fits into passenger underseat compartment.

